




District Health Assessment for Multiple District 403 through September 2025

District Name	Status/ Number of Months in Status *	Clubs							Membership							Member Strength		Cancellation		Reports			Finance	Leadership			
		Active Clubs	Clubs in Status Quo	Total Clubs	% Status Quo Clubs in Financial Suspension	New Clubs	Cancelled Clubs	YTD Net Club Gain/ Loss	Current Members In Active Clubs	Current Members In Status Quo Clubs	Current Total Members Count	YTD Add	YTD Drop	YTD NetGrowth (includes Active and Status Quo)	YTD NetGrowth% (includes Active and Status Quo)	Member Count 12 Months Ago	Average Member Count Per Club	% of Clubs with less than 20 members	Average Cancelled Club Age	Members Lost Due to Cancelled Clubs	% of Clubs Reporting Service	% No MMR in 3 Months	% No Officer Report in 12 months	% of Clubs with balance 90+ days	Number of Zone Chairs Recorded	Number of Region Chairs Recorded	District Officers Vacancies **
403 A1		90	0	90	0%	0	0	0	1960	0	1960	39	66	-27	-1.36%	1,773	22	42%	0	0	68%	52%	11%	68%	15	4	
403 A2		119	0	119	0%	0	0	0	2422	0	2422	74	81	-7	-0.29%	2,378	20	53%	0	0	70%	45%	3%	52%	22	7	
403 A3		77	1	78	0%	2	0	2	1917	23	1940	80	57	23	1.20%	1,917	25	31%	0	0	92%	29%	3%	47%	17	8	
403 A4		72	0	72	0%	0	1	-1	1760	0	1760	24	50	-26	-1.46%	1,716	24	32%	16	25	100%	32%	0%	47%	14	4	
403 B1		82	2	84	0%	0	1	-1	1308	29	1337	72	56	16	1.21%	1,511	16	69%	2	10	64%	36%	10%	68%	22	6	
		440	3	443	0%	2	2	0	9367	52	9419	289	310	-21	-0.22%	9,295	21	47%	9	35	77%	40%	5%	57%	90	29	




District Health Assessment for Multiple District 404 through September 2025

		Clubs							Membership							Member Strength		Cancellation		Reports			Finance	Leadership			
District Name	Status/ Number of Months in Status *	Active Clubs	Clubs in Status Quo	Total Clubs	% Status Quo Clubs in Financial Suspension	New Clubs	Cancelled Clubs	YTD Net Club Gain/Loss	Current Members In Active Clubs	Current Members In Status Quo Clubs	Current Total Members Count	YTD Add	YTD Drop	YTD NetGrowth (includes Active and Status Quo)	YTD NetGrowth% (includes Active and Status Quo)	Member Count 12 Months Ago	Average Member Count Per Club	% of Clubs with less than 20 members	Average Cancelled Club Age	Members Lost Due to Cancelled Clubs	% of Clubs Reporting Service	% No MMR in 3 Months	% No Officer Report in 12 months	% of Clubs with balance 90+ days	Number of Zone Chairs Recorded	Number of Region Chairs Recorded	District Officers Vacancies **
404 A2		70	0	70	0%	0	0	0	1569	0	1569	59	49	10	0.64%	1,731	22	53%	0	0	73%	43%	10%	70%	25	11	
404 A3		57	1	58	100%	0	0	0	1308	21	1329	49	29	20	1.53%	1,287	23	47%	0	0	79%	34%	10%	55%	16	8	
404 A4		68	0	68	0%	0	0	0	1273	0	1273	34	31	3	0.24%	1,317	19	54%	0	0	57%	46%	7%	76%	19	10	
404 B2		103	0	103	0%	2	0	2	2436	0	2436	117	61	56	2.35%	2,055	24	34%	0	0	68%	43%	9%	69%	24	12	
404 B3		75	0	75	0%	0	0	0	1823	0	1823	48	8	40	2.24%	1,594	24	31%	0	0	87%	43%	15%	81%	23	9	
404 B4		70	0	70	0%	3	0	3	1705	0	1705	138	14	124	7.84%	1,479	24	34%	0	0	69%	37%	9%	71%	30	12	
		443	1	444	100%	5	0	5	10114	21	10135	445	192	253	2.56%	9,463	23	41%	0	0	72%	41%	10%	71%	137	62	




District Health Assessment for Multiple District 410 through September 2025

		Clubs							Membership							Member Strength		Cancellation		Reports			Finance	Leadership			
District Name	Status/ Number of Months in Status *	Active Clubs	Clubs in Status Quo	Total Clubs	% Status Quo Clubs in Financial Suspension	New Clubs	Cancelled Clubs	YTD Net Club Gain/Loss	Current Members In Active Clubs	Current Members In Status Quo Clubs	Current Total Members Count	YTD Add	YTD Drop	YTD NetGrowth (includes Active and Status Quo)	YTD NetGrowth% (includes Active and Status Quo)	Member Count 12 Months Ago	Average Member Count Per Club	% of Clubs with less than 20 members	Average Cancelled Club Age	Members Lost Due to Cancelled Clubs	% of Clubs Reporting Service	% No MMR in 3 Months	% No Officer Report in 12 months	% of Clubs with balance 90+ days	Number of Zone Chairs Recorded	Number of Region Chairs Recorded	District Officers Vacancies **
410 E	T(24)	60	0	60	0%	0	0	0	892	0	892	55	23	32	3.72%	840	15	77%	0	0	92%	42%	2%	38%	11	0	
410 W	T(24)	54	1	55	100%	0	0	0	886	6	892	45	16	29	3.36%	868	16	73%	0	0	100%	35%	0%	31%	11	0	
		114	1	115	100%	0	0	0	1778	6	1784	100	39	61	3.54%	1,708	16	75%	0	0	96%	38%	1%	35%	22	0	




District Health Assessment for Multiple District 411 through September 2025

		Clubs							Membership							Member Strength		Cancellation		Reports			Finance	Leadership			
District Name	Status/ Number of Months in Status *	Active Clubs	Clubs in Status Quo	Total Clubs	% Status Quo Clubs in Financial Suspension	New Clubs	Cancelled Clubs	YTD Net Club Gain/Loss	Current Members In Active Clubs	Current Members In Status Quo Clubs	Current Total Members Count	YTD Add	YTD Drop	YTD NetGrowth (includes Active and Status Quo)	YTD NetGrowth% (includes Active and Status Quo)	Member Count 12 Months Ago	Average Member Count Per Club	% of Clubs with less than 20 members	Average Cancelled Club Age	Members Lost Due to Cancelled Clubs	% of Clubs Reporting Service	% No MMR in 3 Months	% No Officer Report in 12 months	% of Clubs with balance 90+ days	Number of Zone Chairs Recorded	Number of Region Chairs Recorded	District Officers Vacancies **
411 A		67	0	67	0%	1	0	1	1767	0	1767	105	49	56	3.27%	1,530	26	34%	0	0	54%	43%	6%	58%	15	9	
411 B		62	0	62	0%	2	1	1	2497	0	2497	261	12	249	11.08%	2,037	40	24%	5	3	90%	18%	0%	53%	17	5	
411 C	P	18	0	18	0%	0	1	-1	530	0	530	80	28	52	10.88%	468	29	22%	2	20	78%	33%	0%	44%	6	2	
		147	0	147	0%	3	2	1	4794	0	4794	446	89	357	8.05%	4,035	33	29%	4	23	72%	31%	3%	54%	38	16	




District Health Assessment for Multiple District 412 through September 2025

		Clubs							Membership							Member Strength		Cancellation		Reports			Finance	Leadership			
District Name	Status/ Number of Months in Status *	Active Clubs	Clubs in Status Quo	Total Clubs	% Status Quo Clubs in Financial Suspension	New Clubs	Cancelled Clubs	YTD Net Club Gain/Loss	Current Members In Active Clubs	Current Members In Status Quo Clubs	Current Total Members Count	YTD Add	YTD Drop	YTD NetGrowth (includes Active and Status Quo)	YTD NetGrowth% (includes Active and Status Quo)	Member Count 12 Months Ago	Average Member Count Per Club	% of Clubs with less than 20 members	Average Cancelled Club Age	Members Lost Due to Cancelled Clubs	% of Clubs Reporting Service	% No MMR in 3 Months	% No Officer Report in 12 months	% of Clubs with balance 90+ days	Number of Zone Chairs Recorded	Number of Region Chairs Recorded	District Officers Vacancies **
412 A	T(24)	51	0	51	0%	0	1	-1	807	0	807	36	32	4	0.50%	856	16	65%	13	6	53%	45%	8%	63%	14	3	
412 B	T(24)	28	0	28	0%	1	0	1	609	0	609	71	43	28	4.82%	576	22	50%	0	0	36%	43%	25%	68%	8	1	
		79	0	79	0%	1	1	0	1416	0	1416	107	75	32	2.31%	1,432	18	59%	13	6	47%	44%	14%	65%	22	4	




District Health Assessment for District 352 through September 2025

		Clubs							Membership							Member Strength		Cancellation		Reports			Finance	Leadership			
District Name	Status/ Number of Months in Status *	Active Clubs	Clubs in Status Quo	Total Clubs	% Status Quo in Financial Suspension	New Clubs	Cancelled Clubs	YTD Net Club Gain/ Loss	Current Members In Active Clubs	Current Members In Status Quo Clubs	Current Total Members Count	YTD Add	YTD Drop	YTD NetGrowth (includes Active and Status Quo)	YTD NetGrowth% (includes Active and Status Quo)	Member Count 12 Months Ago	Average Member Count Per Club	% of Clubs with less than 20 members	Average Cancelled Club Age	Members Lost Due to Cancelled Clubs	% of Clubs Reporting Service	% No MMR in 3 Months	% No Officer Report in 12 months	% of Clubs with balance 90+ days	Number of Zone Chairs Recorded	Number of Region Chairs Recorded	District Officers Vacancies **
352	T(24)	52	0	52	0%	0	0	0	982	0	982	41	12	29	3.04%	960	19	50%	0	0	17%	44%	8%	52%	12	2	
		52	0	52	0%	0	0	0	982	0	982	41	12	29	3.04%	960	19	50%	0	0	17%	44%	8%	52%	12	2	



District Health Assessment for District 409 through September 2025

		Clubs							Membership							Member Strength		Cancellation		Reports			Finance	Leadership			
District Name	Status/ Number of Months in Status *	Active Clubs	Clubs in Status Quo	Total Clubs	% Status Quo in Financial Suspension	New Clubs	Cancelled Clubs	YTD Net Club Gain/Loss	Current Members In Active Clubs	Current Members In Status Quo Clubs	Current Total Members Count	YTD Add	YTD Drop	YTD NetGrowth (includes Active and Status Quo)	YTD NetGrowth% (includes Active and Status Quo)	Member Count 12 Months Ago	Average Member Count Per Club	% of Clubs with less than 20 members	Average Cancelled Club Age	Members Lost Due to Cancelled Clubs	% of Clubs Reporting Service	% No MMR in 3 Months	% No Officer Report in 12 months	% of Clubs with balance 90+ days	Number of Zone Chairs Recorded	Number of Region Chairs Recorded	District Officers Vacancies **
409	T(24)	28	0	28	0%	0	0	0	573	0	573	51	11	40	7.50%	570	20	57%	0	0	29%	43%	14%	75%	5	0	
		28	0	28	0%	0	0	0	573	0	573	51	11	40	7.50%	570	20	57%	0	0	29%	43%	14%	75%	5	0	




District Health Assessment for District 413 through September 2025

Status/ District Name of Months in Status *		Clubs							Membership							Member Strength		Cancellation		Reports			Finance	Leadership			
		Active Clubs	Clubs in Status Quo	Total Clubs	% Status Quo Clubs in Financial Suspension	New Clubs	Cancelled Clubs	YTD Net Club Gain/ Loss	Current Members In Active Clubs	Current Members In Status Quo Clubs	Current Total Members Count	YTD Add	YTD Drop	YTD NetGrowth (includes Active and Status Quo)	YTD NetGrowth% (includes Active and Status Quo)	Member Count 12 Months Ago	Average Member Count Per Club	% of Clubs with less than 20 members	Average Cancelled Club Age	Members Lost Due to Cancelled Clubs	% of Clubs Reporting Service	% No MMR in 3 Months	% No Officer Report in 12 months	% of Clubs with balance 90+ days	Number of Zone Chairs Recorded	Number of Region Chairs Recorded	District Officers Vacancies **
413		47	1	48	100%	0	0	0	1322	19	1341	30	8	22	1.67%	1,410	28	33%	0	0	38%	50%	4%	73%	11	5	2nd VDG
		47	1	48	100%	0	0	0	1322	19	1341	30	8	22	1.67%	1,410	29	33%	0	0	38%	50%	4%	73%	11	5	




District Health Assessment for District 414 through September 2025

		Clubs							Membership							Member Strength		Cancellation		Reports			Finance	Leadership			
District Name	Status/ Number of Months in Status *	Active Clubs	Clubs in Status Quo	Total Clubs	% Status Quo in Financial Suspension	New Clubs	Cancelled Clubs	YTD Net Club Gain/ Loss	Current Members In Active Clubs	Current Members In Status Quo Clubs	Current Total Members Count	YTD Add	YTD Drop	YTD NetGrowth (includes Active and Status Quo)	YTD NetGrowth% (includes Active and Status Quo)	Member Count 12 Months Ago	Average Member Count Per Club	% of Clubs with less than 20 members	Average Cancelled Club Age	Members Lost Due to Cancelled Clubs	% of Clubs Reporting Service	% No MMR in 3 Months	% No Officer Report in 12 months	% of Clubs with balance 90+ days	Number of Zone Chairs Recorded	Number of Region Chairs Recorded	District Officers Vacancies **
414	P	39	2	41	100%	0	1	-1	803	29	832	78	81	-3	-0.36%	866	21	59%	1	0	41%	29%	7%	93%	8	3	
		39	2	41	100%	0	1	-1	803	29	832	78	81	-3	-0.36%	866	21	59%	1	0	41%	29%	7%	93%	8	3	



District Health Assessment for District 415 through September 2025

		Clubs							Membership							Member Strength		Cancellation		Reports			Finance	Leadership			
District Name	Status/ Number of Months in Status *	Active Clubs	Clubs in Status Quo	Total Clubs	% Status Quo Clubs in Financial Suspension	New Clubs	Cancelled Clubs	YTD Net Club Gain/Loss	Current Members In Active Clubs	Current Members In Status Quo Clubs	Current Total Members Count	YTD Add	YTD Drop	YTD NetGrowth (includes Active and Status Quo)	YTD NetGrowth% (includes Active and Status Quo)	Member Count 12 Months Ago	Average Member Count Per Club	% of Clubs with less than 20 members	Average Cancelled Club Age	Members Lost Due to Cancelled Clubs	% of Clubs Reporting Service	% No MMR in 3 Months	% No Officer Report in 12 months	% of Clubs with balance 90+ days	Number of Zone Chairs Recorded	Number of Region Chairs Recorded	District Officers Vacancies **
415	P	27	0	27	0%	0	0	0	430	0	430	21	14	7	1.65%	399	16	67%	0	0	22%	48%	15%	74%	0	0	
		27	0	27	0%	0	0	0	430	0	430	21	14	7	1.65%	399	16	67%	0	0	22%	48%	15%	74%	0	0	




District Health Assessment for District 416 through September 2025

Status/ District Name of Months in Status *		Clubs							Membership							Member Strength		Cancellation		Reports			Finance	Leadership			
		Active Clubs	Clubs in Status Quo	Total Clubs	% Status Quo Clubs in Financial Suspension	New Clubs	Cancelled Clubs	YTD Net Club Gain/ Loss	Current Members In Active Clubs	Current Members In Status Quo Clubs	Current Total Members Count	YTD Add	YTD Drop	YTD NetGrowth (includes Active and Status Quo)	YTD NetGrowth% (includes Active and Status Quo)	Member Count 12 Months Ago	Average Member Count Per Club	% of Clubs with less than 20 members	Average Cancelled Club Age	Members Lost Due to Cancelled Clubs	% of Clubs Reporting Service	% No MMR in 3 Months	% No Officer Report in 12 months	% of Clubs with balance 90+ days	Number of Zone Chairs Recorded	Number of Region Chairs Recorded	District Officers Vacancies **
416		64	0	64	0%	0	0	0	1353	0	1353	122	341	-219	-13.93%	1,255	21	52%	0	0	20%	33%	8%	92%	10	2	
		64	0	64	0%	0	0	0	1353	0	1353	122	341	-219	-13.93%	1,255	21	52%	0	0	20%	33%	8%	92%	10	2	




District Health Assessment for District 417 through September 2025

	Clubs							Membership							Member Strength		Cancellation		Reports			Finance	Leadership					
	Status/ District Name	Number of Months in Status *	Active Clubs	Clubs in Status Quo	Total Clubs	% Status Quo Clubs in Financial Suspension	New Clubs	Cancelled Clubs	YTD Net Club Gain/ Loss	Current Members In Active Clubs	Current Members In Status Quo Clubs	Current Total Members Count	YTD Add	YTD Drop	YTD NetGrowth (includes Active and Status Quo)	YTD NetGrowth% (includes Active and Status Quo)	Member Count 12 Months Ago	Average Member Count Per Club	% of Clubs with less than 20 members	Average Cancelled Club Age	Members Lost Due to Cancelled Clubs	% of Clubs Reporting Service	% No MMR in 3 Months	% No Officer Report in 12 months	% of Clubs with balance 90+ days	Number of Zone Chairs Recorded	Number of Region Chairs Recorded	District Officers Vacancies **
417			84	0	84	0%	1	0	1	1749	0	1749	69	36	33	1.92%	1,657	21	51%	0	0	94%	20%	0%	29%	16	5	
			84	0	84	0%	1	0	1	1749	0	1749	69	36	33	1.92%	1,657	21	51%	0	0	94%	20%	0%	29%	16	5	




District Health Assessment for District 418 through September 2025

		Clubs							Membership							Member Strength		Cancellation		Reports			Finance	Leadership			
District Name	Status/ Number of Months in Status *	Active Clubs	Clubs in Status Quo	Total Clubs	% Status Quo Clubs in Financial Suspension	New Clubs	Cancelled Clubs	YTD Net Club Gain/ Loss	Current Members In Active Clubs	Current Members In Status Quo Clubs	Current Total Members Count	YTD Add	YTD Drop	YTD NetGrowth (includes Active and Status Quo)	YTD NetGrowth% (includes Active and Status Quo)	Member Count 12 Months Ago	Average Member Count Per Club	% of Clubs with less than 20 members	Average Cancelled Club Age	Members Lost Due to Cancelled Clubs	% of Clubs Reporting Service	% No MMR in 3 Months	% No Officer Report in 12 months	% of Clubs with balance 90+ days	Number of Zone Chairs Recorded	Number of Region Chairs Recorded	District Officers Vacancies **
418		54	0	54	0%	0	0	0	1438	0	1438	45	14	31	2.20%	1,335	27	28%	0	0	83%	28%	0%	70%	10	0	
		54	0	54	0%	0	0	0	1438	0	1438	45	14	31	2.20%	1,335	27	28%	0	0	83%	28%	0%	70%	10	0	



District Health Assessment for Ident 5947 - SOMALIA - UND through September 2025

<div></div> <div>Status/ District Name of Months in Status *</div>		Clubs							Membership							Member Strength		Cancellation		Reports			Finance	Leadership			
		Active Clubs	Clubs in Status Quo	Total Clubs	% Status Quo Clubs in Financial Suspension	New Clubs	Cancelled Clubs	YTD Net Club Gain/ Loss	Current Members In Active Clubs	Current Members In Status Quo Clubs	Current Total Members Count	YTD Add	YTD Drop	YTD NetGrowth (includes Active and Status Quo)	YTD NetGrowth% (includes Active and Status Quo)	Member Count 12 Months Ago	Average Member Count Per Club	% of Clubs with less than 20 members	Average Cancelled Club Age	Members Lost Due to Cancelled Clubs	% of Clubs Reporting Service	% No MMR in 3 Months	% No Officer Report in 12 months	% of Clubs with balance 90+ days	Number of Zone Chairs Recorded	Number of Region Chairs Recorded	District Officers Vacancies **
Ident 5947 - SOMALIA		4	0	4	0%	1	0	1	74	0	74	21	0	21	39.62%	54	19	50%	0	0	0%	75%	25%	75%	0	0	
		4	0	4	0%	1	0	1	74	0	74	21	0	21	39.62%	54	19	50%	0	0	0%	75%	25%	75%	0	0	

* - District Status: P - Provisional, T - Transitional.

** - District Officers Vacancies: DG - District Governor, 1st VDG - First Vice District Governor, 2nd VDG - Second Vice District Governor.